

**SUPPORT WHERE
IT MATTERS.
Comfort WHERE
IT COUNTS.**



Purposefully Designed. EXCEPTIONALLY ENGINEERED.

At Eden Sleep Innovation, we're rewriting the rules of rest. Founded in 2022 by seasoned experts in raw material development for the furniture industry, we combine local ingenuity with global ambition. Every Eden product is proudly made by our people, for our people, using the resources of our land to uplift communities and foster innovation.

WE ARE PROUDLY SOUTH AFRICAN BY BIRTH, BY HEART, AND BY DESIGN.

Our mission is simple: to create furniture that's more than functional. Furniture that evolves with you, transforms your space, and delivers unmatched value, quality, and convenience.

OUR VISION

To revolutionise sleep and furniture solutions with innovative, high-quality, and affordable products, designed to evolve with you, conveniently packaged, and delivered directly to homes across South Africa, Africa, and the world.

THE EDEN ADVANTAGE

We've reimagined rest with a hybrid spring and foam mattress engineered for superior comfort, lasting support, and everyday ease. Designed with care, comfort, and conscious living in mind, the Eden mattress delivers exceptional sleep without compromise.

SUPPORTIVE

At its core, a high-performance spring system provides targeted support where it's needed most, relieving pressure points and promoting healthy spinal alignment for all sleep styles.

COMFORTABLE

Multiple layers of premium foam adapt to your body, balancing plushness with stability. Enjoy a breathable, responsive sleep surface that helps you drift off faster and stay asleep longer.

DURABLE

Crafted for longevity, the Eden mattress retains its shape and support year after year. That's why every Eden mattress comes with a 2-year guarantee and 15-year warranty, because quality sleep should last.

SUSTAINABLE SLEEP

Sleep well knowing your choice matters. We prioritise sustainable practices and use our convenient, eco-friendly BonBon packaging to minimise our environmental impact while maximising your restorative sleep experience.

EFFORTLESS HYGIENE

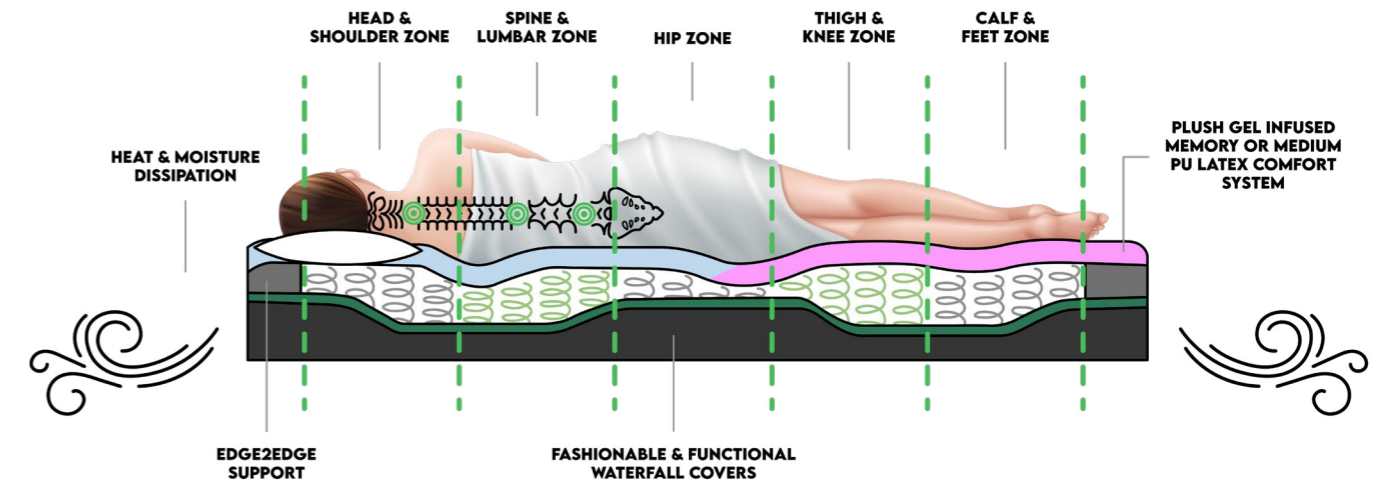
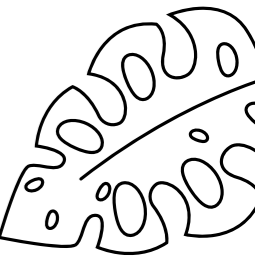
Sweat, body heat, and skin cells can create an unhygienic environment in your mattress, attracting dust mites, mould, and mildew. Traditional cleaning is a hassle. Our innovative Waterfall Cover is removable and designed for easy cleaning, and a fresh and healthy sleep environment.

VERSATILE

Available in a range of sizes and comfort levels to suit your preferences. Whether you like it firm, plush, or somewhere in between, there's an Eden mattress for you.



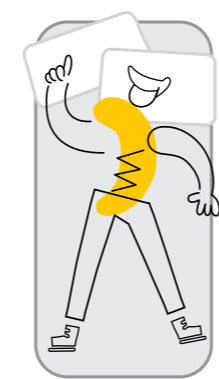
EDEN MATTRESS MATCH MODEL.



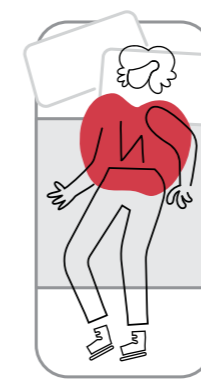
WE ARE ALL CREATED EQUAL, BUT WE ARE ALL EQUALLY UNIQUE.

This tool helps you select the optimal pressure-relieving RibZone support, based on your unique body shape, determined by weight distribution from head-to-toe, promoting deep sleep, with minimal tossing and turning for a restorative rest.


When choosing a mattress for two sleepers, always select one that supports the more contoured body type. For example, if one sleeper has a straighter 'banana' shape and the other a curvier 'apple' shape, the Trio mattress would be the ideal choice.



BANANA
Rectangle



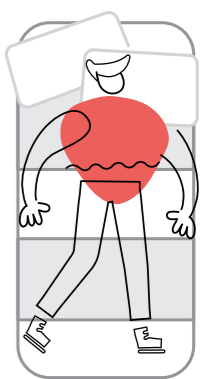
APPLE
Oval



HOURLASS




PEAR
Inverted Triangle



STRAWBERRY
Triangle





ULTIMO MATTRESS (Ultra Plush)

Tailored for those who want premium luxury and deeply cushioned comfort.

ALL BODY SHAPES

HIGHLIGHTS


Advanced Hybrid Comfort System engineered with Polylatex or Gel Infused Memory Foam layers, merged with our advanced Atomic Micro Pocket Coil for the ultimate "bounce per ounce".

Five optimal spaced Rib Zone Pocket Coil System to ensure perfect spinal alignment with limited motion transfer, while ensuring effective heat and moisture dissipation.

Edge2Edge support for increased support and stability without compromising the sleeping surface.

Swoosh profiled Waterfall zipper cover for a sleek modern design enabling easy cleaning, for fresher, healthier sleep environment.

All designed to for the ultimate rejuvenation.



PENTO MATTRESS (Plush)

Perfect for sleepers who enjoy plush comfort with pressure-relieving softness.

BEST FOR STRAWBERRY, PEAR & HOURGLASS BODY SHAPES

HIGHLIGHTS

Polylatex or Gel Infused Memory Foam Comfort System.

Five optimal spaced Rib Zone Pocket Coil System for targeted support.

Edge2Edge support for increased support and stability without compromising the sleeping surface.

The Pento profiled washable Waterfall zipper cover.

Provides superior pressure point relief.

Enhanced airflow for a cooler sleep experience.



BANANA BODY SHAPE

HIGHLIGHTS

Premium Density Pure Foam Comfort System.

Supportive, uniform Rib Zone Pocket Coil System spring.

Breathable, stretch-knit, removable, and washable cover with a sleek Waterfall edge.

Provides balanced support for various sleep positions.

Enhanced durability and longevity.

UNO MATTRESS (Medium-Firm)

Ideal for those who prefer firm, balanced support with minimal sink.



APPLE BODY SHAPE

HIGHLIGHTS

Composite Comfort System with Polylatex & Premium Density Pure Foam for optimal comfort and responsive pressure relief.

Triple Rib Zoned nested pocket coil system that contours to the body for personalised zonal support.

Breathable, stretch-knit, removable, and washable cover with a sleek Waterfall edge.

Reduces motion transfer for undisturbed sleep.

TRIO MATTRESS (Medium)

Designed for versatile comfort, suiting a wide variety of sleep styles.




BED FOUNDATION *Options.*



Each mattress seamlessly integrates with the award-winning Uni Base, ensuring not only aesthetic appeal but also enhanced functionality and support.

The combination offers a customisable sleep solution tailored to individual preferences and lifestyles.



HIGHLIGHTS

HYBRID CONSTRUCTION

Engineered using export-certified, kiln-dried solid timber combined with durable composite plastic components, offering strength, longevity, and sustainability.

LOADBEARING

Supports dynamic loads of **150kg per sleeper** (total 300kg) plus mattress.

MODULAR DESIGN

Built with **15 optimally spaced (<50 mm)**, secure, removable wooden slats that provide robust support for all mattress type - **Foam, Bonnell, Pocket Spring** or Hybrid.

AERATION & FEET SUPPORT

Fitted with six strategically placed legs to enhance both structural support and under-bed ventilation.

STORAGE

Occasional easily accessible storage equivalent to an additional wardrobe.

COMPACT

Flatpack concept saves 85% in space requirements throughout the supply chain, including warehousing & transportation.

HIGHLIGHTS

CONSTRUCTION

Engineered using 100% recycled materials for a responsible sleep.

LOADBEARING

Supports dynamic loads of **150kg per sleeper** (total 300kg) plus mattress.

TOOLLESS ASSEMBLY

All components designed to easy click together without the use of any tool.

AERATION & FEET SUPPORT

Fitted with eight strategically placed legs to enhance both structural support and under-bed ventilation.

STORAGE

Occasional easily accessible storage equivalent to an additional wardrobe.

COMPACT

Flatpack concept saves 75% in space requirements throughout the supply chain, including warehousing & transportation.



(BYB) BUILD YOUR BED

PERSONALISE YOUR SLEEP SANCTUARY.

We understand that your bedroom reflects your personal style and comfort preferences. Eden Sleep's modular sleep solutions are designed to adapt seamlessly to your evolving needs and aesthetics.

STARTING SMALL OR GOING ALL IN, BUILD YOUR SLEEP SPACE WITH US.

Fashion Headboards and Fashion Panels work with Unibase or Envirobase.

EASY UPGRADES

Purchase the mattress, base, headboard, or fashion panels separately to suit your specific requirements.

1

The Base



2

Two-Panel Fashion Headboard



4

Three-Panel Fashion Headboard & Fashion Panels



3

Two-Panel Fashion Headboard & Fashion Panels




Tailored to Your Style PERSONALISE YOUR SLEEP SPACE AT YOUR OWN PACE.


Choose from a selection of colours to match your bedroom decor.

CLASSIC RANGE

Our Classic Base comes standard with an easy-fit replaceable Black Birds' Eye patterned wrap or cover, other colour options are also available.



Black




Grey



Brown



Beige



Charcoal



Cloud



Desert



Sahara



Versatile CONFIGURATIONS.

Our products are designed to fit various living spaces and styles.

1

Ultimo Mattress + Classic Base

A sleek and minimalist setup.



2

Ultimo Mattress + Classic Base + 2-Panel Fashion Head Board

A balanced design offering both comfort and style.



4

Ultimo Mattress + Base + 3 Panel Headboard + Fashion Panels


A more pronounced statement piece for your bedroom.



3

Ultimo Mattress + Base + 2 Panel Headboard + Fashion Panels

The ultimate in luxury and personalisation.



Smart Design & LASTING COMFORT. EVOLVED FOR MODERN LIVING.

Eden Sleep Innovations stands behind the quality and durability of its products. Each mattress is backed by a comprehensive warranty, ensuring long-term satisfaction and confidence in your purchase. For specific warranty durations and terms, please refer to the product documentation or contact our customer service.

INNOVATIVE SPACE-SAVING SOLUTIONS

ROLL-COMPRESSED MATTRESSES:

Compressed and rolled for compact packaging, facilitating easier handling and delivery.

FLAT PACKED, READY TO ASSEMBLE (RTA):

Designed to save up to 85% in space requirements throughout the supply chain, including warehousing and transportation.

These features not only simplify logistics but also make our products ideal for smaller living spaces, ensuring convenience without compromising on comfort.



MATTRESS SPECIFICATIONS FEATURES & BENEFITS.

		UN	Ri	PenT	Ultm					
RibZone Pocket Coils	1,8mm gauge wire	1	3	5	5					
Micro Pockets	1,3mm gauge wire				X					
Coil Count	Size	SL/XL	Length (mm)	Width	Pocket	Pocket	Pocket	Pocket	Micro	Total
	Single	SL	1880	910	312	365	386	386	840	1226
	3/4	SL	1880	1070	390	458	485	485	1050	1535
	Double	SL	1880	1370	520	613	650	650	1302	1952
	Queen	SL	1880	1520	598	706	749	749	1470	2219
	King	SL	1880	1830	728	861	914	914	1848	2762
	Single	XL	2000	910	336	389	410	410	880	1290
	3/4	XL	2000	1070	420	488	515	515	1100	1615
	Double	XL	2000	1370	560	653	690	690	1364	2054
	Queen	XL	2000	1520	644	752	795	795	1496	2291
King	XL	2000	1830	784	917	970	970	1936	2906	
Edge2Edge Support	Pocket is Encased in 100mm x 200mm Firm Pure Foam 33 Density	X	X	X					X	
Comfort System Construction	35 Density Medium to Firm Pure Foam	X								
	35 Density Medium to Firm Pure Foam combined with 55 Density Polylatex			X						
	55 Density Polylatex or 55 Density Memory Foam				X			X		
Comfort System Feel	Plush to Medium								X	
	Medium			X	X			X		
	Medium to Firm	X	X	X				X		
Waterfall Cover	Topper Cover - 400 GSM Circular Knit, Hand & Machine Washable - Cold Water as per Wash Care Instructions	X	X	X				X		
	Zipper Profiled and Colour Coded	X	X	X				X		
	Inner Comfort System Cover	X	X	X				X		
	Bottom Cover 10 Pic Woven Polyester Hand Non-Washable, Dry Cleanable Only	X	X	X				X		
Body Profile Recommendation	Banana/Rectangle	X	X	X				X		
	Strawberry/Inverted Triangle			X				X		
	Pear/Triangle			X				X		
	Apple/Oval		X							
	Hourglass			X				X		
Weight Limit per Sleeper	Dynamic load per sleeper (2 x 150kgs)	150 Kgs	150 Kgs	150 Kgs				150 Kgs		
Sizes	All Sizes in Standard Length and Extra Length	X	X	X				X		
Mattress Height (mm)	Core and Cover	255	255	255				285		
Limited Motion Transfer	Due to RibZone Technology	X	X	X				X		
Hygiene Management	Aeration and Removable Waterfall Cover	X	X	X				X		
Rotatable (Head to Toe)	Extended Life of Product	X	X	X				X		
Bon Bon Packaging	100% Recyclable with Colour Coded Integrated Handles for easy of handling and identification	X	X	X				X		
Compact	80% Logistics Saving throughout the supply chain	X	X	X				X		
Convenient	Easily fitting into a car or taxi, through doorways or up & around staircases	X	X	X				X		
Guarantee & Warranty	2-Year Guarantee & 15 Year Service Warranty (T&Cs Refer to website)	X	X	X				X		

BASE SPECIFICATIONS FEATURES & BENEFITS.

		UNBASE	Envirobase
Base Construction	IMPS Export Certified kiln dried, moulded solid timber	X	
	Structural Composite Plastic Corner and Supports	X	X
	Optimally Spaced (<50mm), Velcro Secured, Removable Wooden Slats, effectively supporting any mattress type, Foam, Bonnell, Pocket Spring even Air & Water.	15/17	40mm Grid
	Modular, enabling replacement of any components, extending the life of the product.	X	X
Wrap/Cover	12 Pic Woven Polyester, Easi-Fit Replaceable Base Wrap or Cover with Velcro Fasteners, Colours Black (Std), Brown, Grey & Beige (Customisable).	X	X
Bed Feet	Total Feet - Feet Design and Height Options. Cup 105mm (Std), Cup 80mm.	6	8
Weight limit per Sleeper	Dynamic load per sleeper with mattress	150 Kgs	150 Kgs
Sizes	Single, 3/4, Double, Queen, Super King in Standard and Extra Length	X	
	Double & Queen Standard Length only		X
Height (mm)	Without Feet	300	
	With Feet (Std)	410	370
Aeration	Naturally aerates your mattress, reducing Heat and Moisture build up, contributing to a Cooler, Drier, Regulated sleep environment.	X	X
Compartmentalised Storage	Compartmentalised, easily accessible, storage space & equivalent to an additional wardrobe.	X	X
Bon Bon Packaging	100% Recyclable with Colour Coded Integrated Handles for ease of handling and identification.	X	X
Assembly	Only requiring an Allen Key which is provided with your own Star Screwdriver.	X	
	Toolless		X
Compact	Space Saving for Warehouse and Transportation, throughout the supply chain.	85%	75%
Convenient	Easily fitting into a car or taxi and through a doorway or up & around a staircase.	X	X
Fashion Panels	16 mm Chipboard Structural Backing	X	X
	25 mm - 20 Density Foam Padding	X	X
	15 Pic 20000 Rub Cycle	X	X
	Galvanised Steel Mounting Brackets 2 per Panel	X	X
Fashion Headboard	16 mm Chipboard Structural Backing	X	X
	25 mm - 20 Density Foam Padding	X	X
	15 Pic 20000 Rub Cycle	X	X
	IMPS 15 Export Certified kiln dried, Planed Solid Wood Legs and Modular Mounting Strips	X	X
Guarantee & Warranty	2 Year Guarantee & 15 Year Service Warrant (T&Cs Refer to website)	X	X





OPTIMISED FOR MODERN *Living Spaces.*

COMPACT DESIGN:

Perfect for apartments, studios, and other space-conscious settings.

EASY ASSEMBLY:

Toolless setup allows for quick and hassle-free installation.

CUSTOMISABLE COMPONENTS:

Select from various sizes and styles to match your personal aesthetic and spatial requirements.



RETAILER *Advantages.*

EFFICIENT WAREHOUSING

Compact packaging reduces storage space requirements.

SIMPLIFIED TRANSPORTATION

Lightweight and space-saving designs lower shipping costs and streamline delivery processes.

ENHANCED CUSTOMER APPEAL

Modern, customisable products meet the growing demand for flexible and stylish home solutions.

For more detailed information, visit edensleep.co.za



CONTACT US.

16 Makriel Road, Wadeville,
Germiston, Gauteng

26 Nourse Ave, Epping 2, Cape Town

info@edensleep.co.za

011 568 1507

Aldrin John
Co-Founder - Managing Director

083 795 1085

aldrin@edensleep.co.za

Jacqueline Muller
E-Commerce Administrator

082 444 2395

jackie@edensleep.co.za

